

How to be SunSmart.



13 11 20
Cancer Council



Australia has one of the highest rates of skin cancer in the world. Each year there are more than one million treatments for skin cancer and more than 2,000 deaths.

The good news is that skin cancer is largely preventable by minimising exposure to ultraviolet (UV) radiation from the sun.

Being SunSmart is a simple and effective way to reduce your risk of developing skin cancer.

Who is at risk of skin cancer?

Everyone living in Australia has some risk of developing skin cancer due to high UV radiation levels, though some people have an increased risk.

This includes people who:

- have fair skin
- have fair or reddish hair and/or blue or green eyes
- have many freckles, moles or sun spots
- burn easily and cannot easily develop a tan
- have a family or personal history of skin cancer
- spent their childhood in Australia
- have a history of sunburn during childhood
- work or spend a lot of leisure time in the sun
- do not protect their skin from the sun.

UV radiation – what you need to know

There are two types of UV radiation that reach the earth's surface - UVA and UVB. Both contribute to the development of skin cancer.

UV radiation cannot be seen by the eye like visible light or felt like infrared radiation, which produces heat.

That means damage to your skin can occur without you realising.

Overexposure to UV radiation can result in:

- sunburn
- wrinkling and premature ageing
- eye damage
- skin cancer.



UV myths – don't be fooled!

There are some common misunderstandings about UV radiation, including:

'You only get burnt when it's hot.'

Not true.

Most people get burnt when the temperature is between 18 and 27 degrees. UV radiation isn't affected by temperature. The level of UV can be the same whether the temperature is 20 degrees or 40 degrees.

'The wind can burn your skin.'

Not true.

'Windburn' is sunburn that happens on a windy day.

'You can't get burnt on a cloudy day.'

Not true.

UV radiation can penetrate cloud cover making sun protection just as important on cloudy days.

'You won't get burnt if you're in shade.'

Not true.

Surfaces such as sand, concrete, water, snow and grass can reflect UV radiation. Other sun protection measures (clothing, hats, sunglasses and sunscreen) should be used even when you're in the shade.

'A tan will protect my skin and stop me from burning.'

Not true.

Tanning is a sign that skin has been damaged by UV radiation. There is no such thing as a safe tan.

Protect yourself in five ways from skin cancer.



1. **SLIP** on sun protective clothing



2. **SLOP** on SPF 30 or higher sunscreen



3. **SLAP** on a brimmed hat



4. **SEEK** shade



5. **SLIDE** on sunglasses

Remember to cover up when the UV Index reaches 3 or above.



Slip on sun protective clothing

Clothing is the best way to protect your skin from harmful UV radiation. Use clothing rather than sunscreen to cover most of your skin, then apply sunscreen to skin that is not covered. When choosing clothes to wear outdoors consider both style and fabric.

Look for:

- Designs that cover as much skin as possible. Choose tops with long sleeves and collars and long pants or skirts.
- Materials that have a close weave. A good tip is to hold the item up to the light. If it doesn't let much light through it should provide good sun protection.

- Cotton, polyester/cotton and linen materials. They are lightweight, cool to wear and when tightly woven can protect against 95% of UV radiation.
- A UV Protection Factor (UPF), which tells you how much sun protection the material provides. The higher the rating, the better the protection. A UPF of 40 or above will block more than 97% of UV radiation.
- Materials that maintain their sun protective value when wet, such as lycra. Clothes not designed for swimming, such as t-shirts, lose their ability to protect against UV radiation when wet.

Note: As clothing wears and ages it loses its sun-protective properties.





Slop on SPF 30 or higher sunscreen

Cancer Council recommends using sunscreen on days when the UV Index is forecast to be 3 or above. This is in addition to clothing, hats, shade and sunglasses to ensure adequate sun protection. Sunscreen should not be relied upon as the only form of sun protection. No sunscreen provides 100% UV protection.

Did you know?

The most common reason why people get burnt when using sunscreen is because they don't apply it correctly.

Remember:

- Make sure you apply enough sunscreen and reapply at least every two hours
- Sunscreen should never be used to increase the time you spend in the sun.

How to choose a sunscreen

For the best protection, choose a sunscreen that:

- has a sun protection factor (SPF) of 30 or higher
- is labelled 'broad spectrum'. This means the sunscreen will filter both UVA and UVB radiation
- is water resistant, so it is less likely to be washed off by water activities or sweat
- is labelled 'AUST L' or 'AS/NZS 2604:2021', showing the sunscreen meets the Australian Standard and provides the sun protection factor claimed
- has a valid expiry date.

More expensive sunscreens are not necessarily a better quality product.

Cancer Council does not recommend the use of aerosol sunscreens.

How to apply sunscreen

To get maximum protection, it's important to follow the instructions on the packaging.

- Apply sunscreen at least **20 minutes** before going outdoors to clean, dry skin. This will give the sunscreen time to bond with your skin.



- Layer sunscreen onto exposed skin (like icing a cake). Do not rub in. **Apply a thick layer** of sunscreen - most people do not use enough.

Note:



= 5mL

One teaspoon is equal to 5mL of sunscreen.



You need at least **7 teaspoons for a full application**. One for each arm, each leg, your front, your back and your face, neck and ears.

- Reapply **every 2 hours** or more often if in the water, sweating or towel drying.



- **Remember your lips** (a common skin cancer site). A zinc or lip balm will provide longer lasting protection than a cream.



Slap on a hat

Slap on a hat that provides as much shade as possible to your face, head, neck, ears and eyes.

Choosing a SunSmart hat

There are three main styles of hats that provide adequate sun protection:


Broad Brimmed

- Choose a hat with a brim of at least 7.5 cm that provides shade to the entire face.



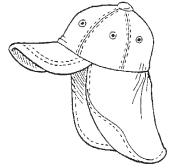
Bucket

- Bucket hats should have a deep crown, sit low on the head and have a brim of at least 6 cm.



Legionnaire

- Legionnaire hats should have a peak of at least 6 cm. The side flaps and front peak should meet to provide protection to the sides of the face.



Caps and visors are not recommended as they leave the ears and the back of the neck exposed.

Hats protect you from direct UV radiation but not from UV radiation reflected from surfaces such as sand, water and concrete. Remember to wear sunglasses as well as sunscreen on your face and neck.



Seek shade

Staying in full shade is one of the most effective ways to reduce sun exposure, but remember that other sun protection measures (clothing, hats, sunglasses and sunscreen) should also be used to avoid reflected UV radiation.

Whatever you use for shade, be it trees, built shade structures or some form of portable shade, make sure it casts a dark shadow. You should remain in the shaded area as the shadow moves with the sun.



Slide on some sunglasses

Sunglasses are an important way of reducing eye damage from UV radiation.

All sunglasses sold in Australia must conform to the Australian Standard AS/NZS 1067.1.2016 Eye and face protection – sunglasses and fashion spectacles.

There are different categories of lenses within the Standard, and all sunglasses must be labelled to indicate which category they comply with. Those marked as ‘fashion spectacles’ do not provide enough UV protection.



Choosing sunglasses

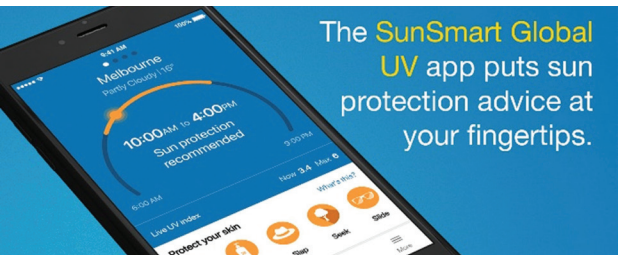
- Frames should fit close to the face.
- Wrap-around styles prevent UV radiation entering from the sides.
- Look for sunglasses that have an eye protection factor (EPF) of 9 or 10 or are labelled UV 400. This information can be found on the swing tag.
- Be wary of sunglasses sold as children's toys as these may not meet the Australian Standard.
- If you wear prescription glasses consider adding a UV protective coating, attaching protective shades or wearing prescription sunglasses.

When to be SunSmart

Sun protection is required when the UV Index reaches 3 or above in your area. At that level, the sun can damage your skin and increase your risk of developing skin cancer. UV radiation levels are highest during the middle of the day so take extra care to be SunSmart around this time.

UV radiation levels are higher in northern Western Australia compared to southern areas of the state. In areas north of Perth, sun protection is required all year round.

UV and sun protection advice is issued by the Bureau of Meteorology and is available at **bom.gov.au**. You can also find it at **myUV.com.au**, on the weather page of all Australian newspapers, some radio and mobile phone weather forecasts and the free SunSmart Global UV app.



Vitamin D and sun protection – getting the balance right

In Australia, a balance is required between achieving enough sun exposure to maintain adequate vitamin D levels while minimising the risk of skin cancer.

Exposure to the sun provides most of the body's vitamin D which helps to maintain healthy bones and muscles. Most people achieve sufficient vitamin D levels from the sun exposure they receive through typical day-to-day outdoor activities, without needing to seek additional sun exposure.

See your doctor if you are concerned about your vitamin D levels.

Protecting children and babies

As with adults, the best sun protection for babies and children is to use a combination of shade, protective clothing, hats, sunglasses and sunscreen. Babies under 12 months should be kept out of direct sun when UV levels are 3 or above.

Sunscreen should be used as a last line of defence.

If babies are kept out of the sun or well protected from UV radiation by clothing, hats and shade, then sunscreen need only be used occasionally on very small areas of a baby's skin. Cancer Council recommends that a small amount is tested on the skin to check for any allergies or reactions. The widespread use of sunscreen in babies under six months is not recommended. For more information refer to Cancer Council Australia's '*Sun protection and babies (0-12 months)*' factsheet, available at [**cancer.org.au**](http://cancer.org.au).



Early detection saves lives

Checking your skin regularly increases the chance of finding skin cancer at an early and highly treatable stage. If you see a new spot on your skin, one that has changed in size, shape or colour or a non-healing sore see your doctor as soon as you can. Don't wait for your annual skin check. The earlier skin cancer is found, the better the chances of successful treatment.



SunSmart communities

Taking personal sun protection measures is vital but it's also important to consider ways to help make the wider community you live in SunSmart.

Information and resources offered by Cancer Council WA are available at **myUV.com.au**.

SunSmart Schools and Early Childhood Education & Care (ECEC) Services

Is your local school or ECEC service SunSmart? UV radiation exposure during childhood and adolescence contributes significantly to lifetime risk of skin cancer.

Schools and ECEC services, in partnership with families and their communities, can have a significant role in reducing sun exposure and improving SunSmart behaviour.


Make your workplace SunSmart

Workers who spend all or part of their day outside are at high risk of developing skin cancer. Cancer Council WA can advise workplaces on sun protection strategies and messages.

Hosting an outdoor event?

If you are hosting an outdoor community or sporting event, ensure all participants are protected from UV radiation. Contact Cancer Council for tips on hosting a SunSmart event.

For more details on any of these initiatives, contact Cancer Council WA on **13 11 20** or email **sunsmart@cancerwa.asn.au**.



Further information and resources

For more information visit cancerwa.asn.au or call Cancer Council on **13 11 20**.

UV protective clothing and accessories are available online at cancercouncilshop.org.au.

Be SunSmart

Protect yourself in five ways from skin cancer.



1. **SLIP** on sun protective clothing



2. **SLOP** on SPF 30 or higher sunscreen



3. **SLAP** on a hat



4. **SEEK** shade



5. **SLIDE** on sunglasses

When the UV Index reaches 3 or above, be SunSmart.



For support and information on cancer and cancer-related issues, call our Cancer Council nurses on **13 11 20** or visit cancerwa.asn.au.

Calls are confidential and available statewide Monday to Friday during business hours.